

Bollards

CONTEMPORARY AND TRADITIONAL LED

Solid State Lighting

CAVALIER 676 LED - Lantern Top



Cavalier luminaires accent fine architecture with pleasing illumination and style for walkways, courtyards, malls and landscape areas.

CONSTRUCTION:

The bollard is heavy gauge decorative cast aluminum. The lantern top (LT) lens is frosted or white acrylic, sealed into top and bottom in heavy castings and accommodates the LED system.

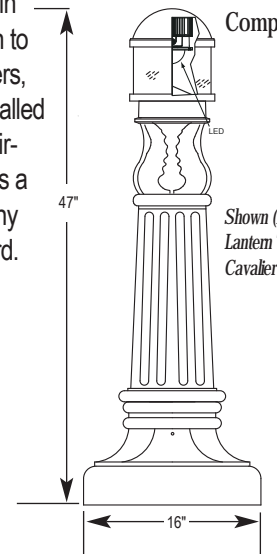
The bollard is attached to the ground by means of four steel

galvanized anchor bolts, and features a serviceable handhole with S.S. tamper proof fasteners. The bollard also features a cast aluminum removable cap for easy relamping. See standard and custom colors below. All exposed fasteners are stainless steel and tamper resistant.

PLEASE NOTE:

Bollard heights shown are for reference only; actual height may vary with decorative top selection. Consult factory for clarification. Separate surge pro-

tectors in addition to all drivers, are installed in the circuitry as a company standard.



Components

Shown (left):
Lantern Top (LT)
Cavalier 676 fixture.

LED LIGHT ENGINE SPECIFICATIONS:

MODEL#	WATTAGE	INITIAL LUMENS	SYSTEM EFFICACY	CCT	CRI	IES DISTRIBUTIONS
SINGLE MODULE LED SYSTEM						
8W-850LM	9	850	97	2.7K, 3.0K, 3.5K, 4.0K	90	Type V
12W-1250LM	13	1250	97	2.7K, 3.0K, 3.5K, 4.0K	90	Type V
19W-2000LM	21	2000	97	2.7K, 3.0K, 3.5K, 4.0K	90	Type V
32W-3000LM	31	3000	97	2.7K, 3.0K, 3.5K, 4.0K	90	Type V
37W-4000LM	37	4000	108	2.7K, 3.0K, 3.5K, 4.0K	90	Type V

Note: The lumen values remain the same regardless of CCT.

Dimming Options:

White Light Dimming - Provides consistent color across the entire dimming range.

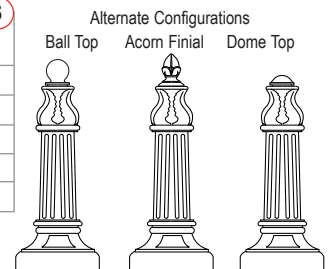
FEATURES

- Available in 2700K, 3000K, 3500K and 4000K CCT
- ≥ 90 CRI for all CCTs
- Minimum 95 CRI available for 3500K at 3000 lm
- 5-year limited system warranty
- No UV in light output
- No mercury in light source

- A revolutionary way to generate white light with LEDs that delivers high efficiency with beautiful light characteristics and color accuracy while maintaining color consistency over the life of the product.
- Industry-leading efficacy of up to 108 lm/W, measured at a case temperature (Tc) of 55 °C at steady state.
- Known and predictable correlated color temperature (CCT).
- LM 70 of 35,000 - 50,000 hours, depending on the Tc.

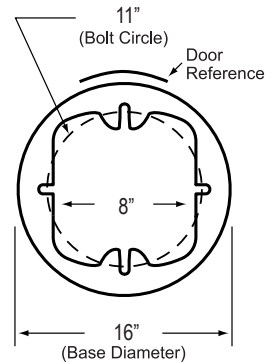
ORDERING FORMAT

MODEL # - LENS - SIZE-HEIGHT - LED MODEL # - VOLTAGE - IES DIST. - OPTIONS - FINISH
 CAV676LED-LT CL-ACR 47" +/- 8W-850LM UNIVERSAL TYPE V PC BK



Alternate Configurations
Ball Top Acorn Finial Dome Top

CAV 676 non-illuminated



OPTIONS				FINISH	
Lens OP-ACR=Opal Acrylic FR-ACR=Frosted Acrylic CL-ACR=Clear Acrylic	Optical Type V	Electrical PC=Photo Control Button FS=Fuse (single) FD=Fuse (double)	Optional EB=Eyebolt mounted on bollard CLD=Custom logos cast into access door HSS=House side shield BT=Ball Top DT=Dome Top AF=Acorn Finial LT=Lantern Top Leaves=Decorative Cast Leaves	Standard Colors BK=Black BZ=Medium Bronze DBZ=Dark Bronze WH=White GR=Green SM=Silver Metallic	Premium Colors VP=Verde Patina PP=Pewter Patina SS=Silver Sparkle CC=Custom color HG= Hartford Green TBK= Textured Black



RoHS